




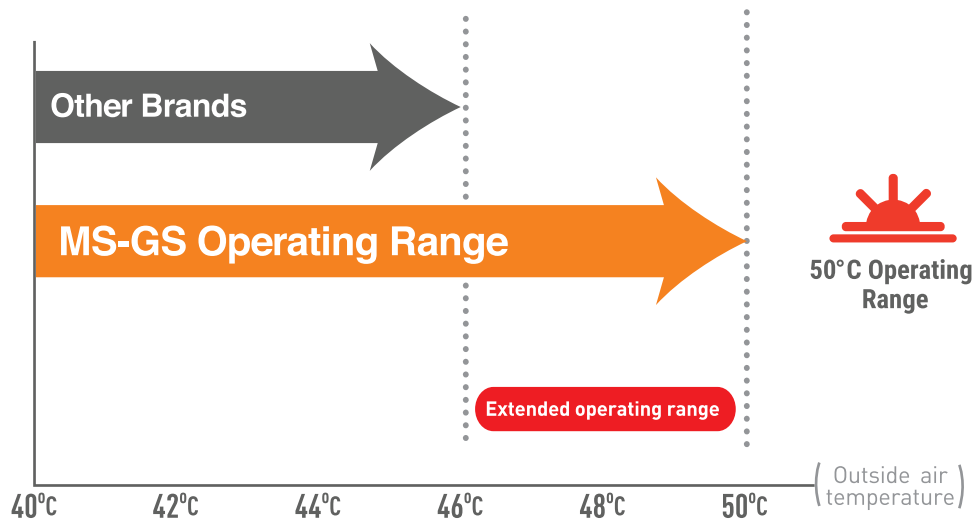
GS Series | Fixed Speed



**BLOWS FAST
COOLS SUPERFAST**



Operating Range upto 50°C



Tropical Technology

Mitsubishi Electric introduces the new Tropical series. Use of latest & innovative technologies in compressor has made it possible for Air conditioners to operate at outside air temperatures as high as 50°C.

This series has been specially designed keeping in mind, homes in the tropical regions.



Best-in-class Comfort



Powerful Cooling



Instant Relief from tropical heat



High CFM

777*

CMH - 1320



High Airflow Rate



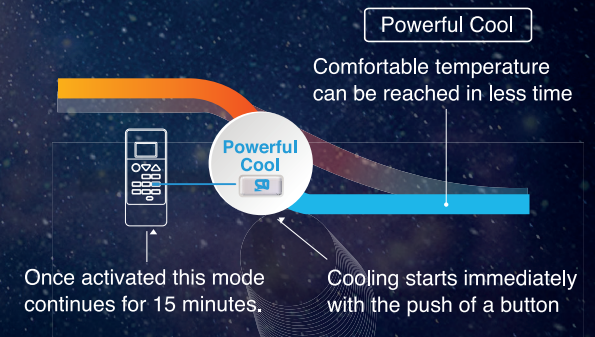
Immediate Relief from Scorching heat



Edge over Competition in similar category

Powerful Cool

Push the Powerful Cool button when you need quick and effective cooling, such as when you return home on a hot day, or when you have guests over.

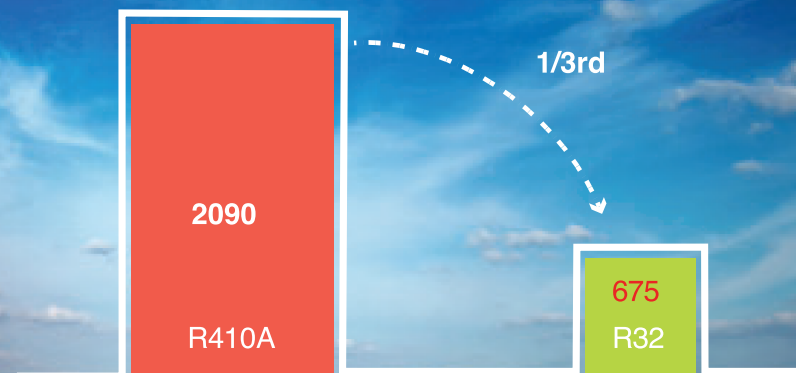


*Available in MS-GS18

Comparison of Global Warming Potential

New R32 refrigerant has a global warming potential which is approximately 1/3rd that of R410A, thereby dramatically reducing the negative impact more than ever.

By actively introducing the new R32 refrigerant to suppress global warming, MITSUBISHI ELECTRIC continues to promote manufacturing while considering the environment.



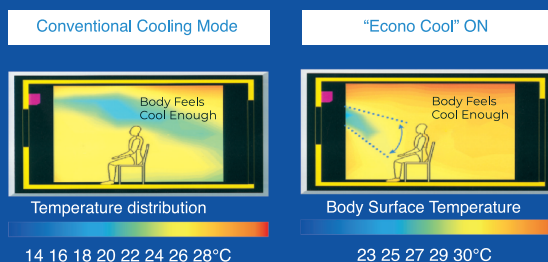
Global warming potential approx.

Econo Cool Smart Save

The Econo Cool one-touch operation automatically adjusts the direction of airflow based on the temperature at the air outlet.

The set temperature can therefore be 2°C above conventional temperature settings without any loss of comfort and as a 20% increase in energy efficiency.

Ensuring greater comfort even when the temperature setting is up to 2°C higher as compared to conventional settings.

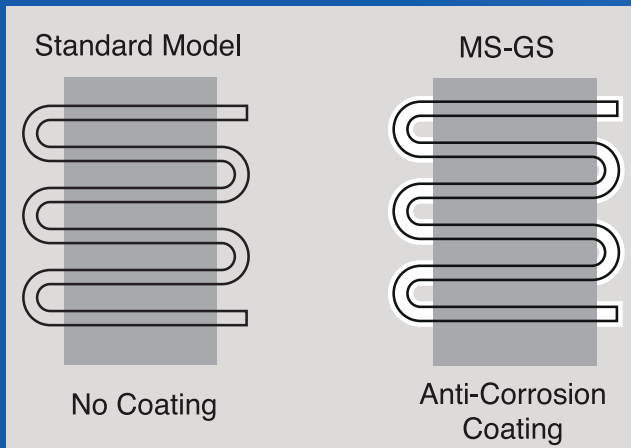


	Conventional	Econo Cool
Ambient Temperature	35°C	35°C
Set Temperature	25°C	27°C
Perceived Temperature	30°C	29.3°C

Anti-Corrosion Coating for Indoor Units

Extreme weather conditions, presence of sulphur content in air and several other foreign substances may sometime cause **leakage of gas** from AC coil bends of indoor units.

Mitsubishi Electric provides an **Anti-Corrosion Coating** on AC coil bends, preventing leakage of Refrigerant from the Air conditioner.




Anti-Corrosion Coating for Indoor Units



Before Coating



After Coating

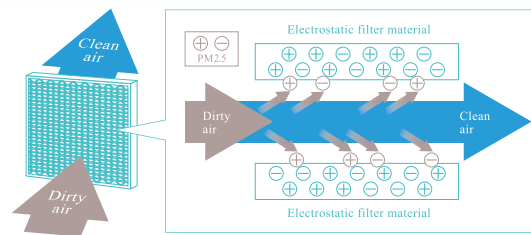


The filter effectively catches floating PM 2.5 particles to maintain clean air in the room.

Micro Particle Catching Filter* (PM 2.5)

Introduced for the first time in fixed speed AC. The filter effectively catches floating PM 2.5 particles to maintain clean air in the room.

*optional

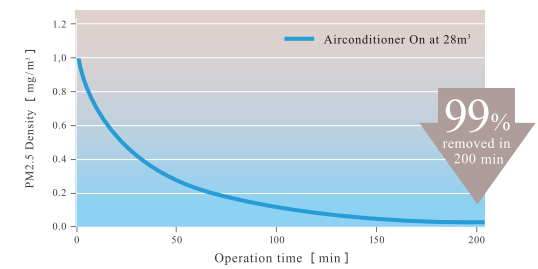


Electrostatic material removes PM 2.5 from the air and absorbs it when passing through the filter



MAC-EMF515FT-E & MAC-EMF615FT-E (Optional parts)

PM2.5 Removal Efficiency



Test conditions: Removal efficiency of particulates sizes ranging 0.3-2.5µm after operation for 200 min using MS-GS microparticle catching filter in 28m³ enclosed space with tidal air circulation volume of 0.5/hr (in-house test)

Features & Functions



Anti Rust

All outdoor cabinets have been treated with special anti-rust painting.



Grooved Piping

High performance grooved piping is used in heat exchangers to increase the heat exchange area.



Computerized Dehumidification

Eliminates dampness without lowering the temperature for healthier, more comfortable air conditioning, while enjoying great year-round economy.



Electrostatic Anti-allergy Enzyme Filter (Optional)

The filter is charged with static electricity, enables it to trap allergens such as molds and bacteria and decompose them using enzymes retained in the filter



24 Degree Default Setting



Electronic Metal Housing Box

This special box protects the electronic circuitry from dust ensuring its reliable operation and preventing fire in the event of a short circuit.



Powerful Cool

The automatic, one-touch cool system ensures faster cooling. It produces 10% more airflow than the "high fan" speed, cooling the room in less than 15 minutes, then automatically returns to the regular setting.



Fuzzy Logic "I Feel"

Is the room hot or cold, too dry or humid? On auto mode selection, the fuzzy logic control adjusts conditions to suit you. Your selected temperature setting is stored in the memory system and reproduced automatically each time you operate your air conditioning.



100% Copper Heat Exchanger



Auto Restart

The function permits automatic return to previous operation after a sudden power blackout.



Auto Horizontal Vane

The air outlet vane swings up and down so that the airflow is spread evenly throughout the room.



Anti Mold

Nano platinum air purifying filter suppresses fungal growth to keep the air fresh and free of mold at all the time.




Cleaning Free Pipe Reuse

The technology allows to reuse existing R22 refrigeration piping even when installing a new R32 model.



12 Hour On and Off timer

Specifications



Type		Cooling only				
Model name	Indoor unit	MS-GS10VF	MS-GS13VF	MS-GS18VF	MS-GS24VF	
Model name	Outdoor unit	MU-GS10VF	MU-GS13VF	MU-GS18VF	MU -GS24VF	
Refrigerant		R32				
Power supply	Source	Single phase, 230V, 50Hz				
		Outdoor Power Supply				
Capacity	Rated	Kw	2.65	3.60	5.20	6.60
	TR	TR	0.80	1.00	1.50	1.90
Total input	Rated	Kw	0.75	1.02	1.47	1.87
ISEER			3.53	3.53	3.54	3.53
SPL	Indoor unit (Lo-Med-Hi-SHi)	dB(A)	26-33-40-47	29-37-42-47	34-39-44-51	35-41-46-51
Air Volume	Indoor unit (Lo-Med-Hi-SHi)	CFM	162-212-311-424	251-270-340-408	427-507-585-777	427-490-585-791
Operating Current Rated		A	3.4	4.6	6.9	8.6
Indoor unit	Dimensions (H x W x D)	mm	290x 799x 232	290x 799x 232	325x 1100x 238	325x 1100x 238
	Weight	kg	9.0	9.5	16.0	15.0
Outdoor unit	Dimensions (H x W x D)	mm	525x 718x 255	525x 718x 255	525x 718x 255	880x 840x 330
	Weight	kg	24.5	34.0	34.0	55.5
Ext. Piping	Diameter Liquid	mm (inches)	6.35 (1/4)	6.35 (1/4)	6.35 (1/4)	6.35 (1/4)
	Diameter Gas	mm (inches)	9.52(3/8)	9.52(3/8)	12.7(1/2)	15.8(5/8)
	Max.Length Out-In	m	20	20	30	30
	Max.Height Out-In	m	10	10	10	10
Star Rating			2	2	2	2

Pre Filter		Anti Mold				
Air cleaning filter		ELECTROSTATIC ANTI-ALLERGY ENZYME FILTER (Option)				
Timer		12h	12h	12h	12h	
Control Wiring (Copper)	ODU to IDU	Core No. x Sq. mm	4C X 1.0	4C X 1.0	4C X 1.0	4C X 1.0
Power Cable (Copper)	To ODU	Core No. x Sq. mm	3C X 1.0	3C X 1.0	3C X 2.5	3C X 2.5
ODU Breaker	To ODU	A	10	10	15	20
Outdoor Guaranteed Operating range (Min-Max)		°C	46	50	50	50

- Rating conditions Cooling - Indoor: 27°C (80°F) DB, 19°F (66°F) WB, Outdoor: 35°C (95°F)
- Refrigerant piping length (one-way): 5.0m (16.4ft)
- Total input based on the indicated voltage (indoor/outdoor): 1 phase 230V 50Hz.



Adding more years to a comfortable lifestyle

The entire range of Mitsubishi Electric Room Air Conditioners now comes with
WARRANTY UP TO 10 YEARS with **NO HIDDEN CHARGES**

5 Year **PCB** **Total Warranty**
10 Year **COMPRESSOR** **No Hidden Cost**



The Perfect Comfort Range



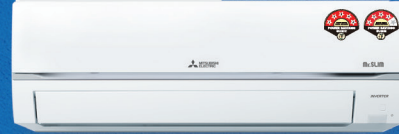
INVERTER RANGE

MSY-GRT SERIES



- Fast Cooling Mode
- Dual Barrier Coating
- LED Backlit Remote
- PM 2.5 Filter

MSY-GR SERIES



- Fast Cooling Mode
- Dual Barrier Coating
- High CFM*
- PM 2.5 Filter (optional)

MSY-GN SERIES



- Dual Barrier Coating
- IDU Anti-Corrosion Coating
- Blue fin (Anti-corrosion)
- Wide & Long Air Flow*

Heat Pump MSZ-HP SERIES




- Heating and Cooling
- Silver-ionized Air Filter (optional)
- IDU Anti-corrosion Coating
- Long Airflow

MSY-JR SERIES



- High CFM
- Single Phase
- Auto Vane Control
- Long Airflow

Kirigamine Series



- Dual Barrier Coating
- Long Airflow
- PM 2.5 Filter
- Fast Cooling Mode

MSY-JP SERIES



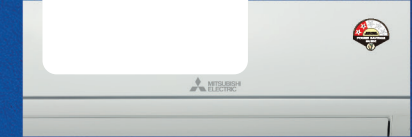
- Powerful Cool
- Dual Barrier Coating
- IDU Anti-Corrosion Coating
- Long Airflow

The ME Edge :

Anti Mold | Nano Platinum Filter | Wide and Long Airflow | Auto Vertical/Horizontal Vane
Power Saving | 100% Imported | Unmatched Service | R32 Refrigerant | Blue Fin Condenser

FIXED SPEED RANGE

MS-Y.G.SSERIES



- Econo Cool Smart Save
- 50°C Operating Range
- IDU Anti-Corrosion Coating
- High CFM

MS-JP SERIES



- Powerful Cool
- Electronic Metal Housing Box
- Nano Platinum Filter
- 50°C Operating Range

* Available in specific models



Air Curtain



Cassette Air Conditioner



Ducted Air Conditioner



Jet Towel




City Multi VRF



Floor Standing

Mitsubishi Electric Quality



What is MITSUBISHI ELECTRIC Quality? MEQ represents our dedication to excellence in developing and manufacturing exceptional, eco-friendly home appliances, amazing industrial products, reliable public infrastructure system and inspiring space technologies, which are truly out of this world. And there's so much more. When you see the MEQ logo, you know something good is being created.

Development

Taking into account the various harsh environments across the world – we at MITSUBISHI ELECTRIC have established uniquely strict quality control standards and various QC tests and Certifications for our entire product range.



Design

To ease our customers' minds we invest great care when designing. So that they may use our products with the reassurance that comes through high-quality parts manufacturing and impeccable assembly.



Production

MITSUBISHI ELECTRIC makes full use of its advanced production technology to efficiently produce top-quality products. All our products are subjected to stringent tests conducted by experienced QC professionals.



MITSUBISHI ELECTRIC INDIA PVT. LTD.

HEAD OFFICE: 3rd Floor, Tower A, Global Gateway,
MG Road, Gurugram – 122002

Tel. No.: (Main): 0124-6739300/ 301

Website: www.MitsubishiElectric.in

Email: customersupport@asia.meap.com

BRANCH/SALES OFFICES: Ahmedabad: 079-67777888;
Bhubaneswar: 09073949597; Bengaluru: 080-40201600;
Coimbatore: 0422-4385606; Chandigarh: 0172-4601645;
Chennai: 044-49232222; Delhi: 011-66057900;
Ghaziabad: 011-66057900; Hyderabad: 040-43438888;
Indore: 0731-4098991; Jaipur: 0141-4011109;
Kolkata: 033-40858800/16-88; Kochi: 0484-4862093;
Lucknow: 0522-4002607; Ludhiana: 0161-4061654;
Mumbai: 022-66116200; Nagpur: 09921442323;
Pune: 09922441773; Rajkot: 09586605009; Surat: 0261-4003111;
Vadodara: 0265-2314699; Vijaywada: 08498894567

SATELLITE OFFICES: Agra: 09536900140; Amritsar: 09780021037;
Aurangabad: 09552572820; Bhopal: 08448398010;
Dehradun: 08800878763; Goa: 09167113443; Hubli: 08448398010;
Kanpur: 07755007767; Patna: 09073949596; Raipur: 08448397997;
Ranchi: 0973949598; Tirupati: 09319591931; Trichy: 09205599022;
Varanasi: 09336311110; Vizag: 09205987308

Customer Care Toll Free No.: 1800 102 2626

TECHNICAL CENTRES:






Ahmedabad: 079-67777874; Bengaluru: 080-40201600;

Chennai: 044-49232222; Delhi: 011-66057900; Mumbai: 022-66116200



For E-waste Collection & Disposal process: Customer can get complete details of company process on collection, disposal of e-waste product (i.e. 'Mitsubishi Electric' make Air Conditioner / Printers) and incentive / exchange scheme for returning of e-waste on Company website (www.MitsubishiElectric.in) and / or Toll free number 1800 102 2626.



-  **Head Office**
-  **Branch Offices**
-  **Satellite Offices**
-  **Technical Centres**
-  **Sales Offices**

*Map for reference purpose only.

*Specifications subject to change without prior notice.